

# EMS Monthly Report for January, 2018

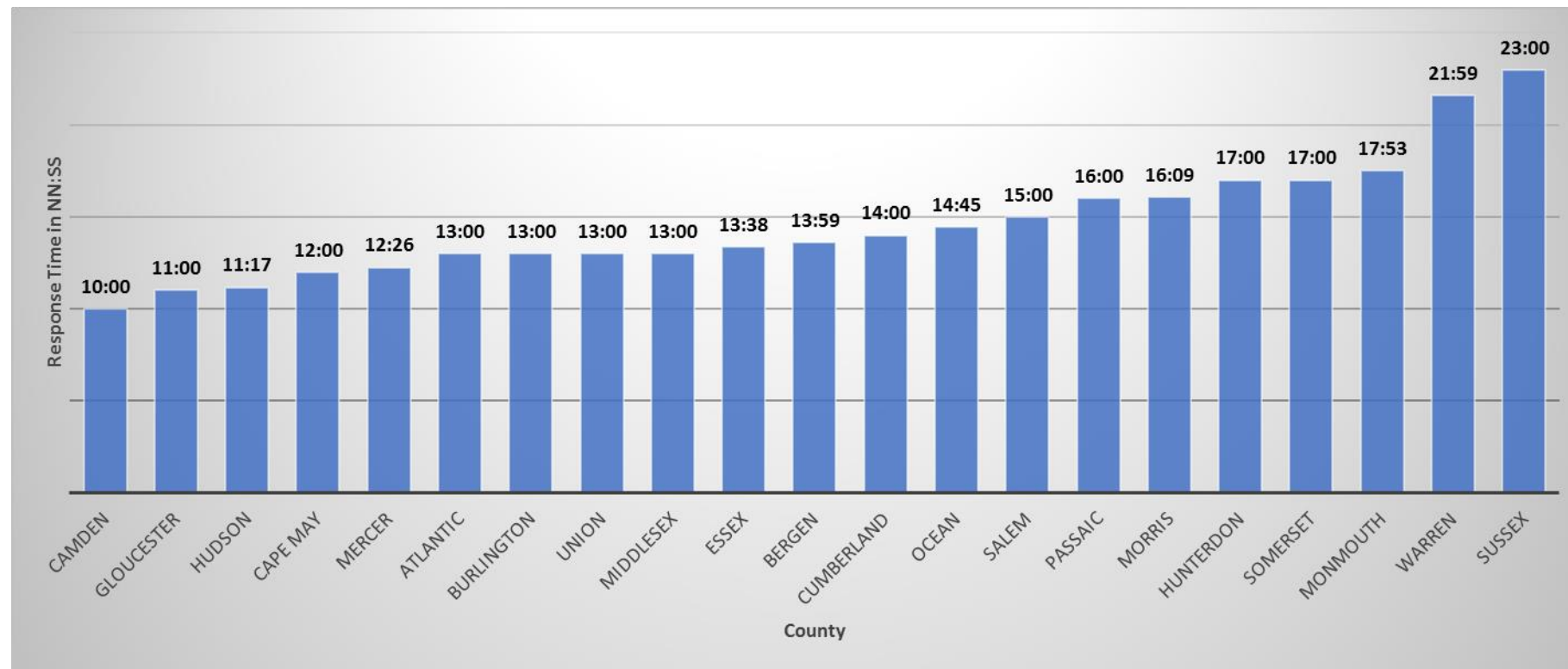
NJ Department of Health

Office of Emergency Medical Services (OEMS)



## All EMS Agency Response Times by County, in Minutes January , 2018

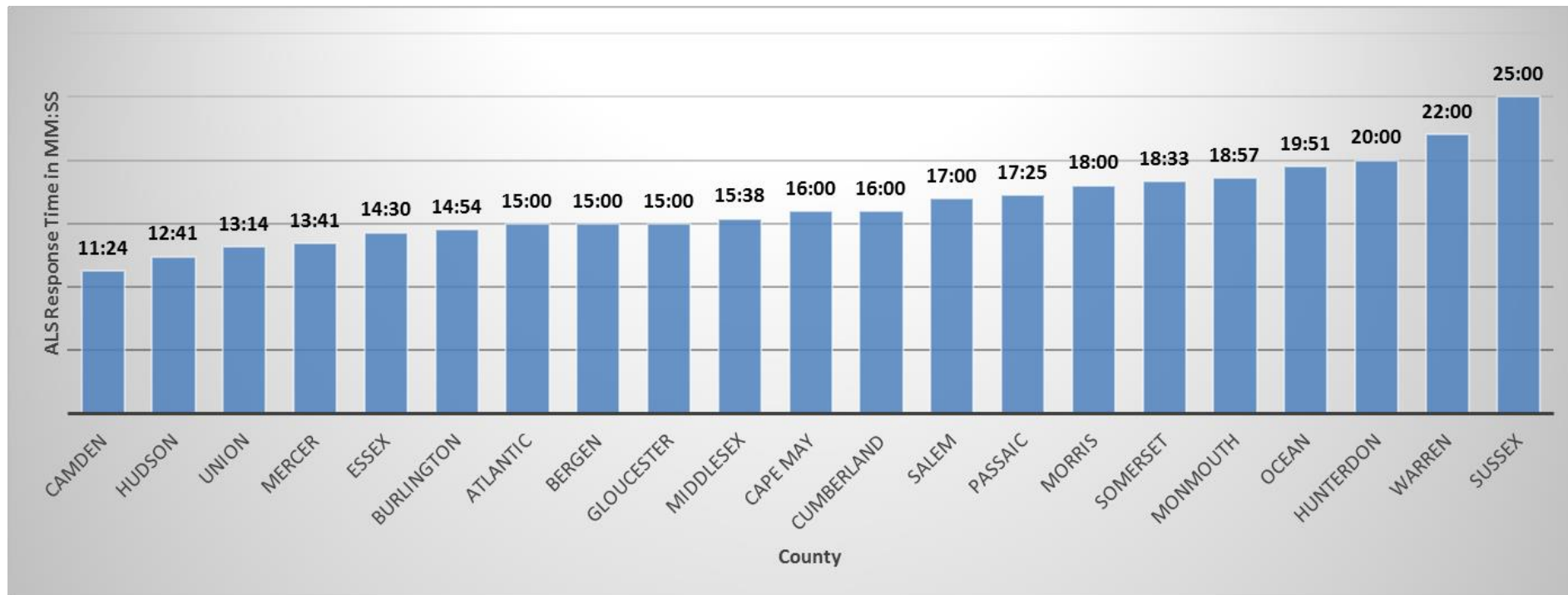
COUNTY	90th PERCENTILE	TOTAL CALLS
Camden	10:00	7,869
Gloucester	11:00	3,322
Hudson	11:17	7,206
Cape May	12:00	1,251
Mercer	12:26	5,077
Atlantic	13:00	3,216
Burlington	13:00	4,823
Union	13:00	3,675
Middlesex	13:00	7,616
Essex	13:38	10,151
Bergen	13:59	5,765
Cumberland	14:00	1,295
Ocean	14:45	4,027
Salem	15:00	810
Passaic	16:00	3,107
Morris	16:09	3,343
Hunterdon	17:00	1,049
Somerset	17:00	2,208
Monmouth	17:53	3,417
Warren	21:59	1,112
Sussex	23:00	1,103
<b>Total</b>		<b>81,442</b>



- Response time is defined as agency dispatch to agency unit arrival on location
- Fractions of a minute were calculated: (fraction of a minute) x 60
- Includes 100% ALS and ~85% BLS statewide data
- 90<sup>th</sup> Percentile represented as MM.SS
- Non-patient type calls are excluded from this report
- Non-emergency patient transports are excluded from this report

## All ALS Agency Response Times by County, in Minutes January , 2018

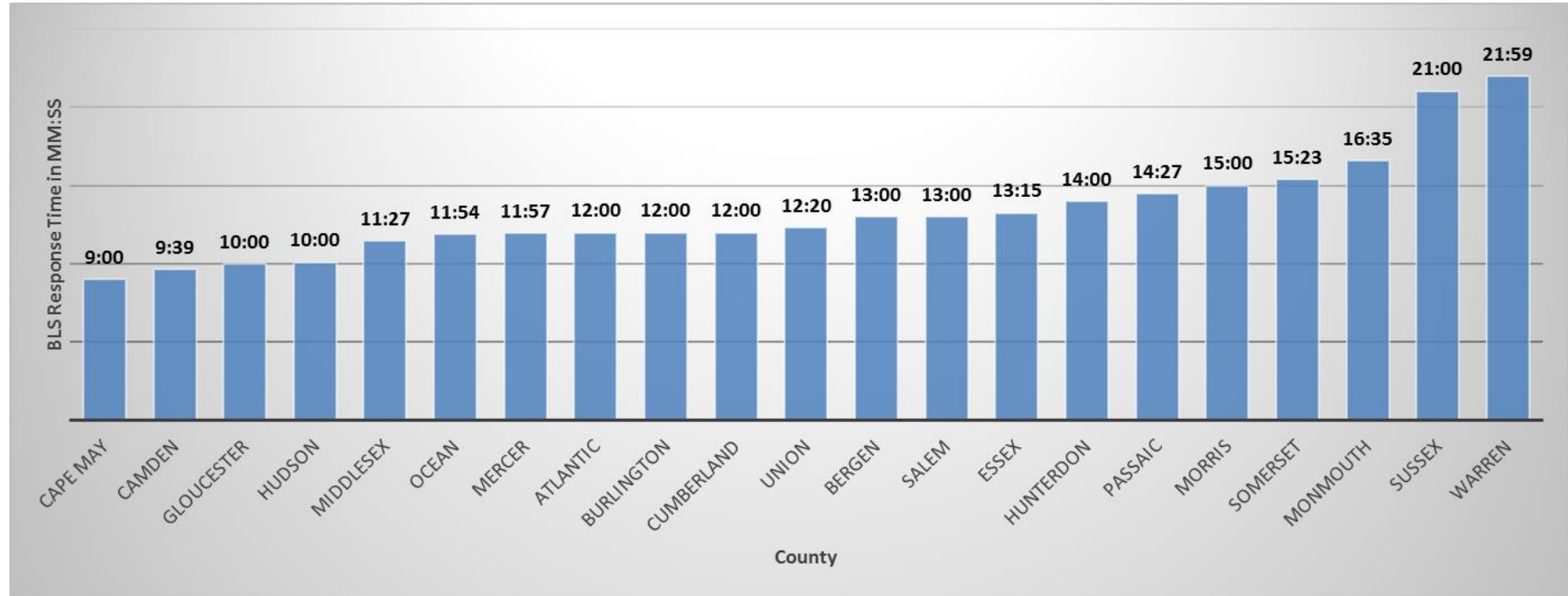
COUNTY	90th PERCENTILE	TOTAL CALLS
Camden	11:24	2,248
Hudson	12:41	2,232
Union	13:14	1,293
Mercer	13:41	1,419
Essex	14:30	2,678
Burlington	14:54	1,242
Atlantic	15:00	947
Bergen	15:00	1,762
Gloucester	15:00	803
Middlesex	15:38	2,023
Cape May	16:00	304
Cumberland	16:00	563
Salem	17:00	223
Passaic	17:25	1,461
Morris	18:00	1,121
Somerset	18:33	670
Monmouth	18:57	1,013
Ocean	19:51	857
Hunterdon	20:00	341
Warren	22:00	357
Sussex	25:00	340
<b>Total</b>		<b>23,897</b>



Changes in January, 2018 Report: Response time for ALS and BLS has been added to this report

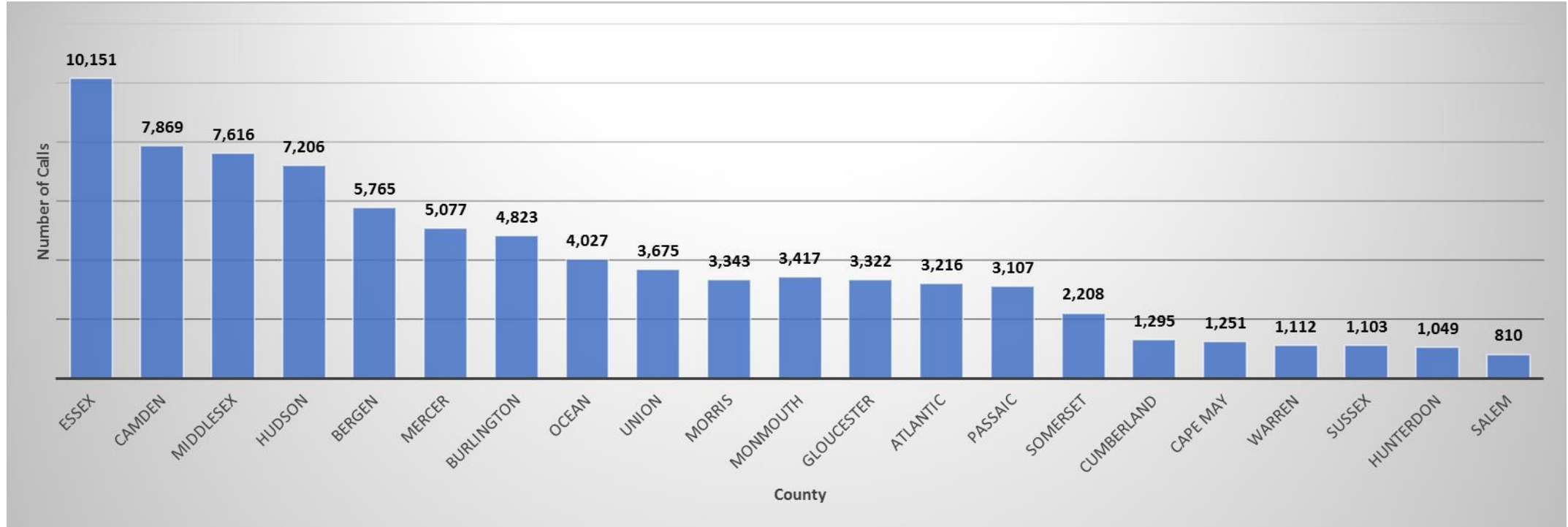
## All BLS Agency Response Times by County, in Minutes January , 2018

COUNTY	90th PERCENTILE	TOTAL CALLS
Cape May	9:00	947
Camden	9:39	5,621
Gloucester	10:00	2,519
Hudson	10:00	4,974
Middlesex	11:27	5,593
Ocean	11:54	3,170
Mercer	11:57	3,658
Atlantic	12:00	2,269
Burlington	12:00	3,581
Cumberland	12:00	732
Union	12:20	2,382
Bergen	13:00	4,003
Salem	13:00	587
Essex	13:15	7,473
Hunterdon	14:00	708
Passaic	14:27	1,646
Morris	15:00	2,222
Somerset	15:23	1,538
Monmouth	16:35	2,404
Sussex	21:00	763
Warren	21:59	755
<b>Total</b>		<b>57,545</b>



Changes in January, 2018 Report: Response time for ALS and BLS has been added to this report.

# Total Calls for EMS by County January, 2018



County	Essex	Camden	Middlesex	Hudson	Bergen	Mercer	Burlington	Ocean	Union	Morris	Monmouth
<b>Total calls</b>	10,151	7,869	7,616	7,206	5,765	5,077	4,823	4,027	3,675	3,343	3,417
<b>%Total</b>	12.5%	9.7%	9.3%	8.9%	7.0%	6.2%	5.9%	4.9%	4.5%	4.1%	4.20%

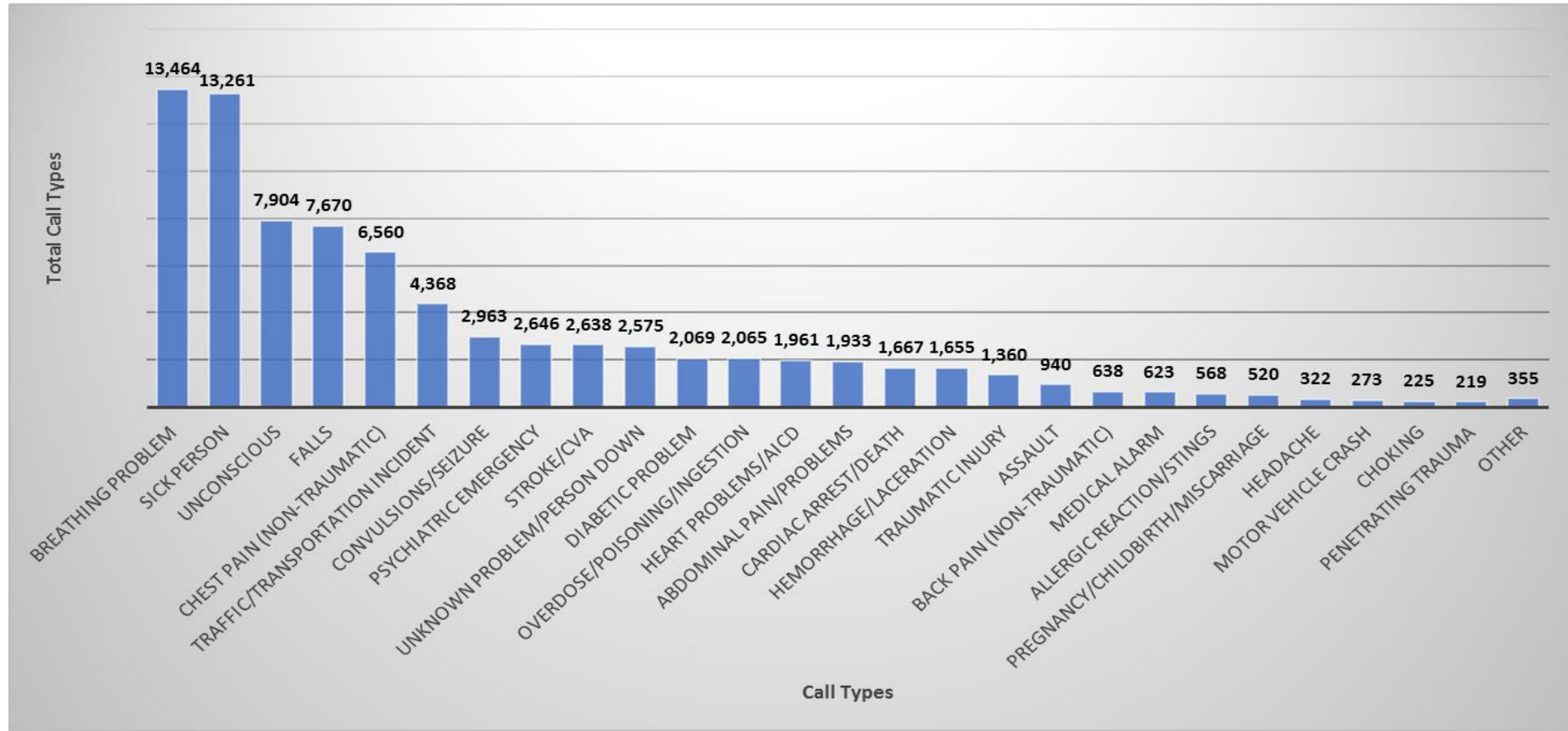
  

County	Gloucester	Atlantic	Passaic	Somerset	Cumberland	Cape May	Warren	Sussex	Hunterdon	Salem	Total calls
<b>Total calls</b>	3,322	3,216	3,107	2,208	1,295	1,251	1,112	1,103	1,049	810	81,442
<b>%Total</b>	4.0%	4.0%	3.8%	2.7%	1.6%	1.6%	1.4%	1.3%	1.3%	1.0%	100.0%

- Total call report includes all emergency responses by agencies where a patient encounter occurred and a report was generated
- Includes 100% ALS and ~85% BLS statewide data
- Non-patient type call types are excluded from this report
- Non-emergency patient transports are excluded in this report

# Call Types with More than 100 Reported Incidents Statewide January, 2018

Call Types	Count	Percent
Breathing Problem	13,464	16.5%
Sick Person	13,261	16.3%
Unconscious	7,904	9.7%
Falls	7,670	9.4%
Chest Pain (Non-Traumatic)	6,560	8.1%
Traffic/Transportation Incident	4,368	5.3%
Convulsions/Seizure	2,963	3.6%
Psychiatric Emergency	2,646	3.3%
Stroke/CVA	2,638	3.2%
Unknown Problem/Person Down	2,575	3.1%
Diabetic Problem	2,069	2.6%
Overdose/Poisoning/Ingestion	2,065	2.5%
Heart Problems/AICD	1,961	2.5%
Abdominal Pain/Problems	1,933	2.4%
Cardiac Arrest/Death	1,667	2.0%
Hemorrhage/Laceration	1,655	2.0%
Traumatic Injury	1,360	1.7%
Assault	940	1.1%
Back Pain (Non-Traumatic)	638	0.8%
Medical Alarm	623	0.8%
Allergic Reaction/Stings	568	0.7%
Pregnancy/Childbirth/Miscarriage	520	0.6%
Headache	322	0.4%
Motor Vehicle Crash	273	0.3%
Choking	225	0.3%
Penetrating Trauma	219	0.3%
Other	355	0.4%
<b>Total</b>	<b>81,442</b>	<b>100.0%</b>



- The call type is a description of the emergency as designated by the dispatch center. Call type (descriptions) are based on the predefined "national" call types which are and "mapped" by the agency's specific software.
- Includes 100% ALS and ~85% BLS statewide data
- This report includes call types as reported by the EMS agency
- Non-patient type calls are excluded from this report
- Non-emergency patient transports are excluded in this report
- Some category names have been shortened for brevity



# Top Five Call Types by County, January, 2018

Atlantic		Bergen		Burlington		Camden		Cape May	
Call Type	# Calls	Call Type	# Calls	Call Type	# Calls	Call Type	# Calls	Call Type	# Calls
Sick Person	592	Sick Person	748	Breathing Problem	490	Breathing Problem	802	Sick Person	149
Breathing Problem	333	Breathing Problem	622	Falls	365	Sick Person	786	Breathing Problem	134
Unknown Problem/Person Down	267	Falls	434	Unknown Problem/Person Down	323	Unconscious	730	Falls	128
Falls	241	Unconscious	315	Unconscious	319	Chest Pain (Non-Traumatic)	467	Chest Pain (Non-Traumatic)	69
Chest Pain (Non-Traumatic)	233	Chest Pain (Non-Traumatic)	292	Heart Problems/AICD	247	Falls	322	Unconscious	64

Cumberland		Essex		Gloucester		Hudson		Hunterdon	
Call Type	# Calls	Call Type	# Calls	Call Type	# Calls	Call Type	# Calls	Call Type	# Calls
Sick Person	233	Sick Person	2,185	Breathing Problem	321	Sick Person	1,339	Breathing Problem	121
Breathing Problem	156	Breathing Problem	1,232	Unconscious	260	Breathing Problem	922	Sick Person	88
Unconscious	91	Chest Pain (Non-Traumatic)	657	Sick Person	242	Unconscious	549	Unconscious	80
Heart Problems/AICD	71	Unconscious	644	Falls	242	Chest Pain (Non-Traumatic)	537	Falls	75
Convulsions/Seizure	54	Traffic/Transportation Incident	607	Chest Pain (Non-Traumatic)	170	Falls	346	Chest Pain (Non-Traumatic)	65

Mercer		Middlesex		Monmouth		Morris		Ocean	
Call Type	# Calls	Call Type	# Calls	Call Type	# Calls	Call Type	# Calls	Call Type	# Calls
Sick Person	684	Breathing Problem	724	Breathing Problem	344	Sick Person	400	Breathing Problem	456
Breathing Problem	509	Sick Person	709	Falls	307	Breathing Problem	369	Falls	373
Chest Pain (Non-Traumatic)	346	Falls	613	Unconscious	244	Falls	297	Sick Person	321
Falls	264	Unconscious	485	Chest Pain (Non-Traumatic)	199	Unconscious	200	Unconscious	216
Unconscious	258	Chest Pain (Non-Traumatic)	439	Sick Person	189	Chest Pain (Non-Traumatic)	197	Chest Pain (Non-Traumatic)	179

Passaic		Salem		Somerset		Sussex		Union	
Call Type	# Calls	Call Type	# Calls	Call Type	# Calls	Call Type	# Calls	Call Type	# Calls
Sick Person	372	Unknown Problem/Person Down	85	Breathing Problem	223	Sick Person	105	Sick Person	376
Breathing Problem	342	Breathing Problem	77	Unconscious	185	Breathing Problem	85	Breathing Problem	370
Chest Pain (Non-Traumatic)	207	Chest Pain (Non-Traumatic)	37	Chest Pain (Non-Traumatic)	174	Chest Pain (Non-Traumatic)	84	Chest Pain (Non-Traumatic)	209
Unconscious	175	Sick Person	36	Sick Person	164	Falls	76	Unconscious	201
Falls	138	Traffic/Transportation Incident	29	Falls	155	Unconscious	53	Falls	182

Warren		New Jersey	
Call Type	# Calls	Call Type	# Calls
Breathing Problem	138	Sick Person	9,985
Sick Person	104	Breathing Problem	8,770
Falls	97	Unconscious	5,386
Unconscious	80	Falls	5,286
Chest Pain (Non-Traumatic)	67	Chest Pain (Non-Traumatic)	4,871

- The call type is a description of the emergency as designated by the dispatch center. Call type (descriptions) are based on the predefined "national" call types which are and "mapped" by the agency's specific software
- Includes 100% ALS and ~85% BLS statewide data
- This report includes call types as reported by the EMS agency
- Non-Patient type calls are excluded from this report
- Non-Emergency patient transports are excluded in this report
- Some category names have been shortened for brevity